





401704

ECLIPSE MINI SQUARE 02

Designed by
PAOLO VILLA

Square wall surface-mounted luminaire creating a **bi-directional (up&down) wall-washer lighting effect** on the wall. Fixture for outdoor installation on a wall. Phospho-chromatised and polyester powder coated die-cast copper-free aluminium body, frosted polycarbonate diffuser, moulded silicone gasket and stainless steel screws. Built-in LED driver 220-240V 50-60Hz, with 2x6 mid-power CREE XH-G LED. IP65 rating.



light source*	light beam options	lumen output (lm)	lumin. efficacy (lm/w)
3000°K warm-white			
mid power led	 2 x 30°	2 x 350	87,50

* Other light colors available on request: Neutral-white

Finish color options:





Technical features



Technical data

Wattage	8 WATT
IP Rating	IP65
IK Rating	IK08
Material	High corrosion resistance die-cast copper-free aluminum body
Coating	Polyester powder coating with phosphochromating pre-finish
Light source	Nr. 2 x 6 mid-power CREE XH-G LED
Screws	Stainless steel
Transformer	Electronic power supply 220/240V 50/60Hz built-in
Gasket	Silicone rubber
Rubber grommet	M12 Rutaseal® in EPDM
Diffuser	Polycarbonate
Gross weight	1,00 Kg



LAREN 